

SPIE Lead Retrieval

Before the Event

Scan the QR code with your device to install the **SPIE Conferences** app.

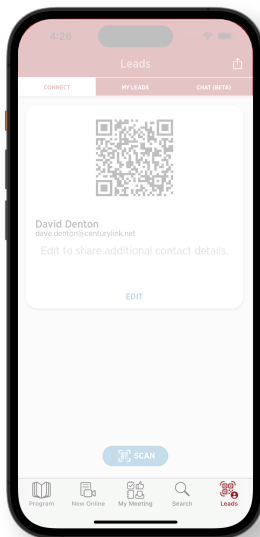
Open the app and login with your SPIE Account. No account? You can create one in the app.

After logging in select the conference you're attending from the list of current and upcoming events.



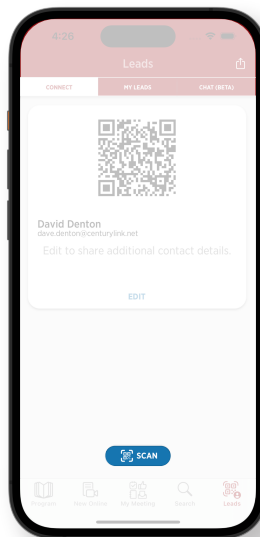
During the Event

Capture a Lead



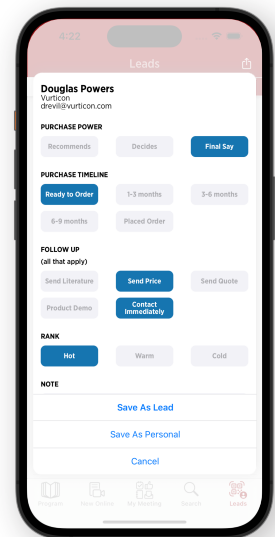
Open

Select the **Leads** tab



Scan

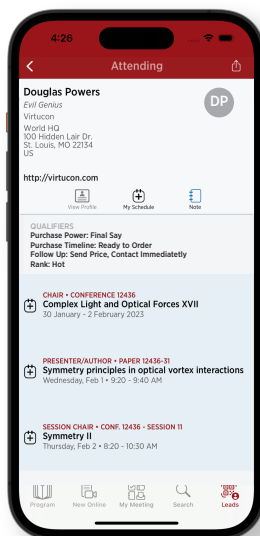
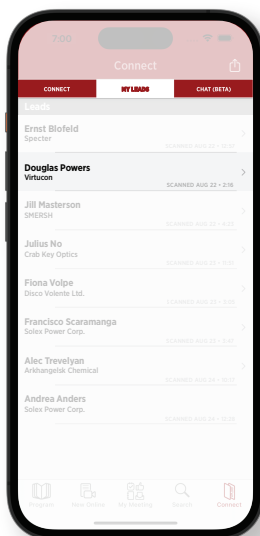
Tap **Scan** to capture the QR code on the attendee's badge or phone



Save

Select any relevant qualifiers, add a note and tap **Save As Lead**

View a Lead



Select **My Leads** and tap the lead you'd like to view.

After the Event

Your leads, along with your co-workers leads, will be added to a report your company liaison will have access to in the SPIE Exhibitor Dashboard.

Need help?

Before the event: Email exhibitions@spie.org.
Onsite: See Exhibitor Assistance